

# Market Report

March, 2020



## Courts at Brickell Key

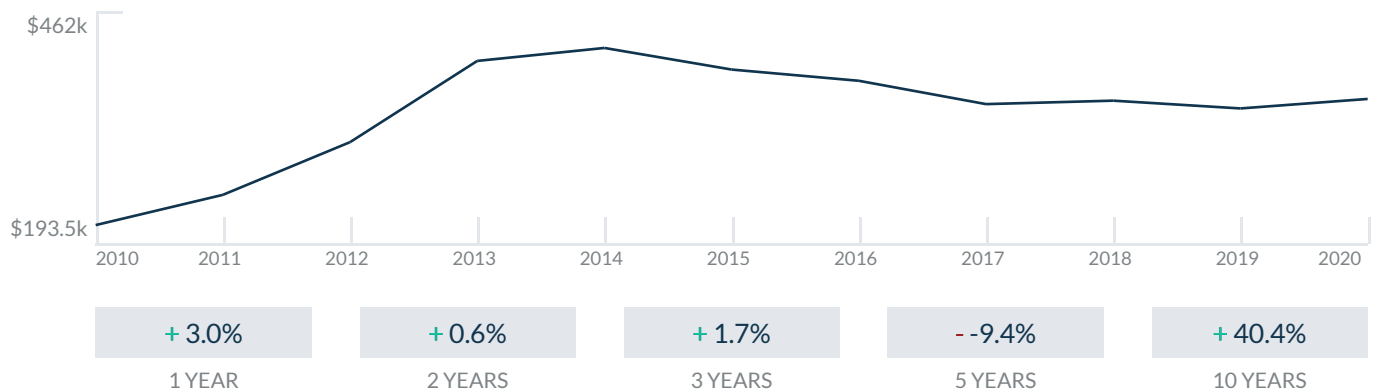
801 Brickell Key BLVD  
Miami, FL 33131

Every month we compile this comprehensive market report focus on Courts at Brickell Key in this convenient and easy to read format. Our datas comes from more than six different sources including MLS Associations, County Offices and Financial Institutions. Get this report for free every month on our website [courtsbrickellkeycondosforsale.com](https://courtsbrickellkeycondosforsale.com).

## Property Stats

POSTAL CODE 33131

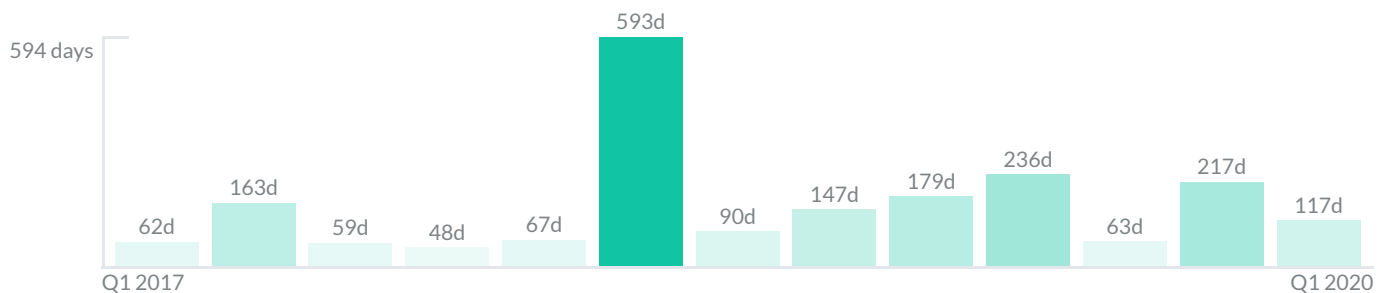
The property stats graph represents the median price evolution since ten years in your postal code area.



## Similar Properties

DAYS ON THE MARKET

Everyday 3 months we monitor how many days it takes for similar properties to be sold. This is also a good indicator to know when to buy or sale!



# Mortgage Rates

PER YEAR

Understanding mortgage economics is important when you want to buy with a loan. Below is the historical yearly average mortgage rates in the Unites States retrieved from Freddie Mac©

30 YEARS FIXED 4.4%



15 YEARS FIXED 3.9%



5/1-YEAR ADJUSTABLE 3.9%



# Schools

CLOSEST

Having good schools nearby is important if you have kids or plan to rent or sell your home. Ratings are retrieved from the leading independent and nonprofit GreatSchools©

ELEMENTARY SCHOOL	MIDDLE SCHOOL	HIGH SCHOOL
Alpha Charter Of Aspire For	Genio Maria De Hostos Youth Leadership Charter School	World School Of The Arts
1/10	1/10	10/10

# Insights

IN COURTS AT BRICKELL KEY







Below the average listing prices of available unit per property type.



# Activity

SOLD OR RENTED

Below the latest transactions reported by the local MLS Association for Courts at Brickell Key

 <p><b>\$560,000</b></p> <p>UNIT 2202</p> <p><b>SOLD</b>   FEB 2020</p> <p>2 Bath 2 Bed</p>	 <p><b>\$3,600</b></p> <p>UNIT 1104</p> <p><b>RENTED</b>   FEB 2020</p> <p>3 Bath 3 Bed</p>	 <p><b>\$2,300</b></p> <p>UNIT 2306</p> <p><b>RENTED</b>   FEB 2020</p> <p>2 Bath 1 Bed</p>
 <p><b>\$2,250</b></p> <p>UNIT 407</p> <p><b>RENTED</b>   FEB 2020</p> <p>2 Bath 1 Bed</p>	 <p><b>\$3,300</b></p> <p>UNIT 2611</p> <p><b>RENTED</b>   FEB 2020</p> <p>3 Bath 2 Bed</p>	 <p><b>\$3,100</b></p> <p>UNIT 1410</p> <p><b>RENTED</b>   FEB 2020</p> <p>2 Bath 2 Bed</p>

## Sold

LAST 20 PROPERTIES SOLD IN COURTS AT BRICKELL KEY

Unit	Price	Beds/Baths	\$/Sqft	Sqft	Buying Date	Days on Market
2202	\$560,000	2/2	\$437.5	1,280	Feb 2020	117
1404	\$650,000	3/3	\$435.4	1,493	Dec 2019	219
2009	\$619,500	3/3	\$416.3	1,488	Nov 2019	109
2712	\$655,000	2/3	\$468.9	1,397	Oct 2019	323
3310	\$595,000	2/2	\$456.6	1,303	Sep 2019	4
2804	\$690,000	3/3	\$462.2	1,493	Jul 2019	121
3104	\$798,000	3/3	\$534.5	1,493	Apr 2019	174
911	\$590,000	2/3	\$422.3	1,397	Apr 2019	399
2305	\$369,900	1/1	\$421.3	878	Apr 2019	41
2803	\$925,000	3/3	\$557.6	1,659	Apr 2019	330
808	\$299,000	1/2	\$346.5	863	Mar 2019	314
2307	\$359,000	1/2	\$408.9	878	Jan 2019	210
1001	\$445,000	2/2	\$347.7	1,280	Jan 2019	13
2805	\$385,000	1/2	\$438.5	878	Dec 2018	27
609	\$799,000	3/4	\$425.5	1,878	Dec 2018	353
2209	\$649,000	3/3	\$436.2	1,488	Nov 2018	12
1409	\$749,000	3/3	\$503.4	1,488	Oct 2018	197
1410	\$3,100	2/2	\$2.4	1,303	Sep 2018	69
3210	\$560,000	2/2	\$429.8	1,303	Sep 2018	31
706	\$299,000	1/2	\$346.5	863	Sep 2018	108

## Rented

LAST 20 PROPERTIES RENTED IN COURTS AT BRICKELL KEY

Unit	Price	Beds/Baths	\$/Sqft	Sqft	Rented Date	Days on Market
1104	\$3,600	3/3	\$2.4	1,493	Feb 2020	165
2306	\$2,300	1/2	\$2.7	863	Feb 2020	105
407	\$2,250	1/2	\$2.6	878	Jan 2020	29
2611	\$3,300	2/3	\$2.4	1,397	Jan 2020	40
1410	\$3,100	2/2	\$2.4	1,303	Jan 2020	41
1605	\$2,075	1/2	\$2.4	878	Nov 2019	34
1201	\$3,200	2/2	\$2.5	1,280	Nov 2019	119
3002	\$3,400	2/2	\$2.7	1,280	Nov 2019	50
3110	\$3,300	2/2	\$2.5	1,303	Nov 2019	11
1909	\$3,850	3/3	\$2.6	1,488	Nov 2019	97
2109	\$3,600	3/3	\$2.4	1,488	Oct 2019	82
3012	\$3,299	2/3	\$2.4	1,397	Oct 2019	132
1012	\$3,150	2/3	N/A	N/A	Oct 2019	60
908	\$2,250	1/2	\$2.6	863	Oct 2019	346
PH-8	\$5,900	3/4	\$2.9	2,035	Oct 2019	111
2808	\$3,450	2/3	\$2.1	1,626	Sep 2019	20
2206	\$2,150	1/2	\$2.5	863	Sep 2019	49
2602	\$3,400	2/2	\$2.7	1,280	Aug 2019	98
2807	\$2,350	1/2	\$2.7	878	Jul 2019	84
1211	\$3,200	2/3	\$2.3	1,397	Jul 2019	66

## Currently Listed

---

ACTIVE LISTINGS 1/2

Unit	Price	Beds/Baths	\$/Sqft	Sqft	Listing Date	Owner
608	\$650,000	2/3	\$399.8	1626	Feb 2020	MARGARITA...
702	\$3,300/mth	2/2	\$2.6	1280	Feb 2020	AUGUSTO T P...
703	\$855,000	3/3	\$515.4	1659	Feb 2020	EDUARDO &...
712	\$420,000	2/2	\$300.6	1397	Jun 2019	N/A
802	\$3,300/mth	2/2	\$2.6	1280	Feb 2020	EDVARD PHIL...
806	\$2,000/mth	1/2	\$2.3	863	Feb 2020	JOSUE CARRI...
810	\$467,500	2/2	\$358.8	1303	Feb 2020	REINALDO BA...
909	\$920,000	3/3	\$618.3	1488	Feb 2020	SUKUMAR SH...
1008	\$349,000	1/2	\$404.4	863	Feb 2020	JOSE CLAUDI...
1009	\$695,000	3/3	\$467.1	1488	Feb 2020	JORGE MATT...
1010	\$508,500	2/2	\$390.3	1303	Feb 2020	JOSE CLAUDI...
1101	\$3,350/mth	2/2	\$2.6	1280	Feb 2020	CHRISTOPHE...
1104	\$799,000	3/3	\$535.2	1493	Feb 2020	TEKNOFOOD...
1410	\$479,900	2/2	\$368.3	1303	Feb 2020	GABRIEL GAR...
1510	\$3,200/mth	2/2	\$2.5	1303	Feb 2020	VICTOR H SO...
1609	\$647,000	3/3	\$434.8	1488	Feb 2020	LOURDES MA...
1708	\$349,000	1/2	\$404.4	863	Feb 2020	N/A
1711	\$575,000	2/3	\$411.6	1397	Feb 2020	MICHAEL R G...
1808	\$2,100/mth	1/2	\$2.4	863	Feb 2020	N/A
1904	\$725,000	3/3	N/A	N/A	Feb 2020	IGNACIO MEL...

## Currently Listed

---

ACTIVE LISTINGS 2/2

Unit	Price	Beds/Baths	\$/Sqft	Sqft	Listing Date	Owner
1906	\$347,000	1/2	\$402.1	863	Feb 2020	ANDRES VON...
1907	\$375,000	1/2	\$427.1	878	Feb 2020	
1912	\$690,000	2/3	\$493.9	1397	Feb 2020	FELIPE ROBLE...
2305	\$2,500/mth	1/2	\$2.8	878	Feb 2020	N/A
2310	\$560,000	2/2	\$429.8	1303	Feb 2020	DELFIN ESPIN...
2507	\$355,000	1/2	\$404.3	878	Feb 2020	N/A
2603	\$920,000	3/3	\$554.6	1659	Feb 2020	GUSTAVO DE...
2702	\$650,000	2/2	\$507.8	1280	Feb 2020	ALBERTO H F...
2907	\$2,300/mth	1/2	\$2.6	878	Feb 2020	SERGIO BORR...
3004	\$900,000	3/3	\$602.8	1493	Feb 2020	NELLY A JOSE...
3110	\$555,000	2/2	\$425.9	1303	Feb 2020	N/A
3303	\$1,395,000	3/3	\$836.3	1668	Feb 2020	LINA PAGAN...