



Courts at Brickell Key

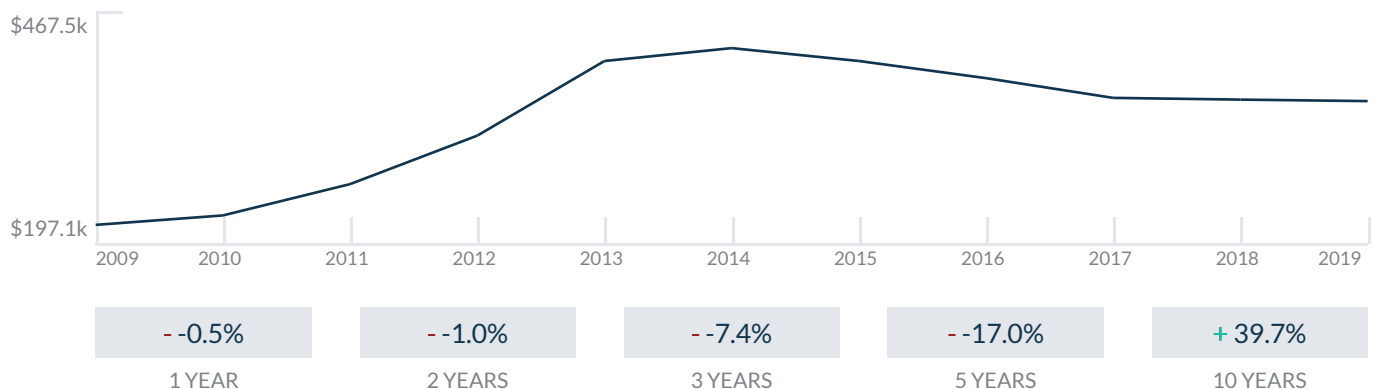
801 Brickell Key BLVD
Miami, FL 33131

Every month we compile this comprehensive market report focus on Courts at Brickell Key in this convenient and easy to read format. Our datas comes from more than six different sources including MLS Associations, County Offices and Financial Institutions. Get this report for free every month on our website courtsbrickellkeycondosforsale.com.

Property Stats

POSTAL CODE 33131

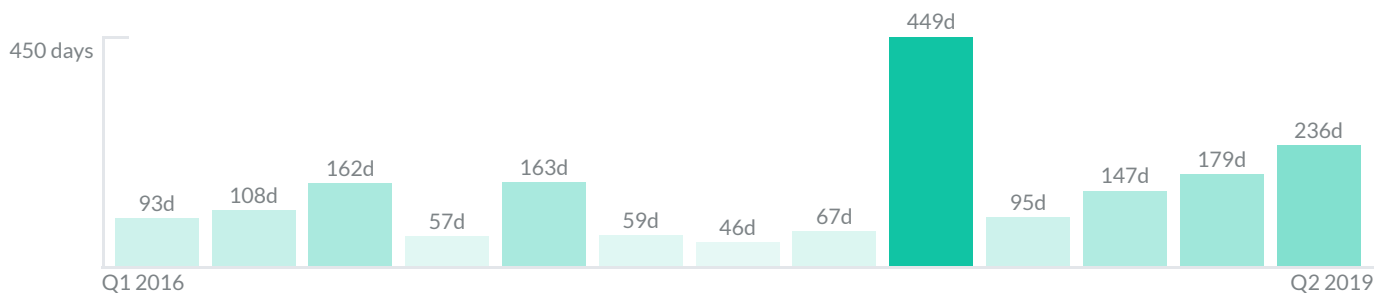
The property stats graph represents the median price evolution since ten years in your postal code area.



Similar Properties

DAYS ON THE MARKET

Everyday 3 months we monitor how many days it takes for similar properties to be sold. This is also a good indicator to know when to buy or sale!



Mortgage Rates

PER YEAR

Understanding mortgage economics is important when you want to buy with a loan. Below is the historical yearly average mortgage rates in the Unites States retrieved from Freddie Mac©

30 YEARS FIXED 4.4%



15 YEARS FIXED 3.9%



5/1-YEAR ADJUSTABLE 3.9%



Schools

CLOSEST

Having good schools nearby is important if you have kids or plan to rent or sell your home. Ratings are retrieved from the leading independent and nonprofit GreatSchools©

ELEMENTARY SCHOOL	MIDDLE SCHOOL	HIGH SCHOOL
Alpha Charter Of Aspire Engenio Maria De Hostos Youth Leadership Charter School	World School Of The Arts	
1/10	1/10	10/10

Insights

IN COURTS AT BRICKELL KEY

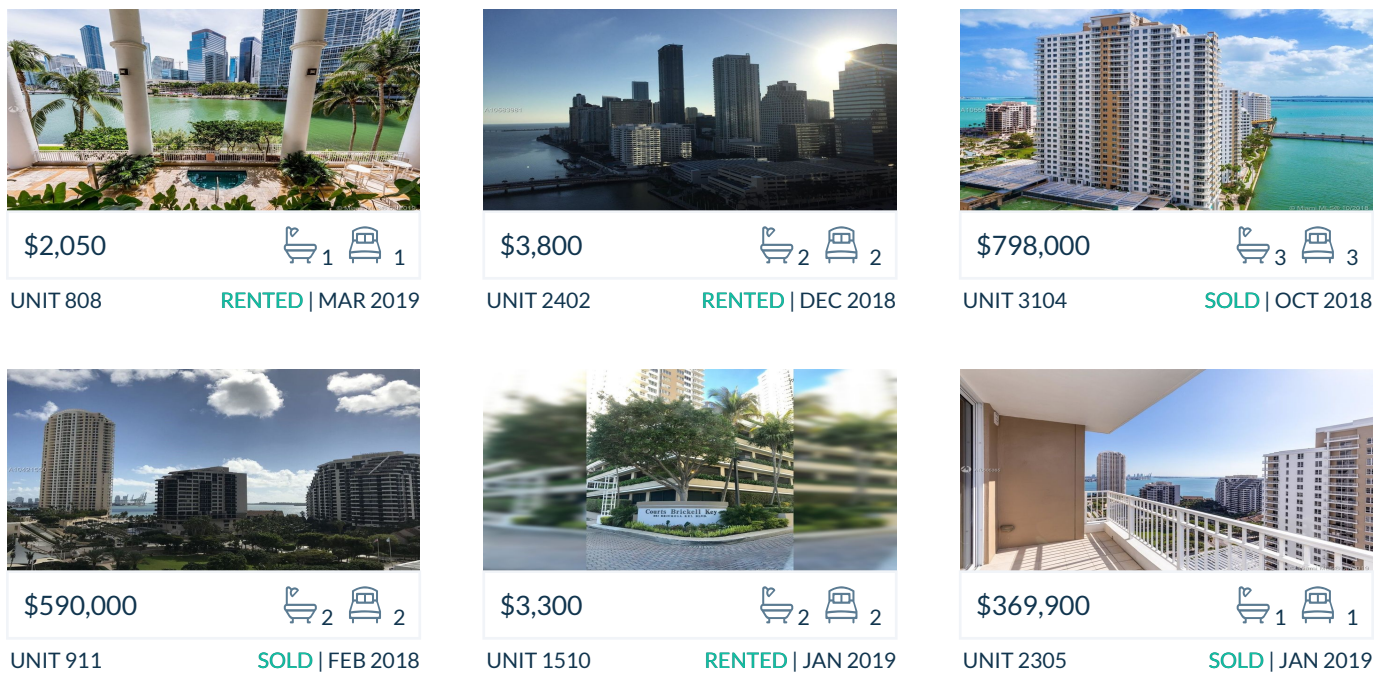
Below the average listing prices of available unit per property type.



Activity

SOLD OR RENTED

Below the latest transactions reported by the local MLS Association for Courts at Brickell Key



Sold

LAST 20 PROPERTIES SOLD IN COURTS AT BRICKELL KEY

Unit	Price	Beds/Baths	\$/Sqft	Sqft	Buying Date	Days on Market
3104	\$798,000	3/3	\$534.5	1,493	Apr 2019	174
911	\$590,000	2/2	\$422.3	1,397	Apr 2019	399
2305	\$369,900	1/1	\$421.3	878	Apr 2019	41
2803	\$925,000	3/3	\$557.6	1,659	Apr 2019	330
808	\$299,000	1/1	\$346.5	863	Mar 2019	314
2307	\$359,000	1/1	\$408.9	878	Jan 2019	210
1001	\$445,000	2/2	\$347.7	1,280	Jan 2019	13
2805	\$385,000	1/1	\$438.5	878	Dec 2018	27
609	\$799,000	3/3	\$425.5	1,878	Dec 2018	353
2209	\$649,000	3/3	\$436.2	1,488	Nov 2018	12
1409	\$749,000	3/3	\$503.4	1,488	Oct 2018	197
3210	\$560,000	2/2	\$429.8	1,303	Sep 2018	31
706	\$299,000	1/1	\$346.5	863	Sep 2018	108
1110	\$499,000	2/2	\$383.0	1,303	Aug 2018	210
707	\$310,000	1/1	\$353.1	878	Aug 2018	32
1512	\$625,000	2/2	\$447.4	1,397	May 2018	17
1811	\$714,050	2/2	\$511.1	1,397	Apr 2018	881
PH07	\$410,000	1/1	\$467.0	878	Mar 2018	62
2302	\$628,000	2/2	\$490.6	1,280	Feb 2018	88
2603	\$895,000	3/3	\$539.5	1,659	Jan 2018	66

Rented

LAST 20 PROPERTIES RENTED IN COURTS AT BRICKELL KEY

Unit	Price	Beds/Baths	\$/Sqft	Sqft	Rented Date	Days on Market
1510	\$3,300	2/2	\$2.5	1,303	Apr 2019	80
809	\$3,500	3/3	\$2.4	1,488	Apr 2019	120
1511	\$3,500	2/2	\$2.5	1,397	Apr 2019	54
2110	\$3,250	2/2	\$2.5	1,303	Mar 2019	81
2111	\$3,400	2/2	\$2.4	1,397	Mar 2019	21
3312	\$3,400	2/2	\$2.4	1,397	Mar 2019	42
2901	\$3,400	2/2	\$2.7	1,280	Feb 2019	114
2301	\$3,500	2/2	\$2.7	1,280	Feb 2019	101
1508	\$2,000	1/1	\$2.3	863	Jan 2019	19
2310	\$3,500	2/2	\$2.7	1,303	Jan 2019	44
2911	\$3,600	2/2	\$2.6	1,397	Nov 2018	28
1108	\$2,050	1/1	\$2.4	863	Aug 2018	59
3211	\$3,700	2/2	\$2.6	1,397	Aug 2018	80
807	\$2,100	1/1	\$2.4	878	Jul 2018	55
610	\$3,750	3/3	\$2.0	1,864	Jul 2018	166
2707	\$2,200	1/1	\$2.5	878	Jul 2018	65
1008	\$1,950	1/1	\$2.3	863	Jun 2018	104
1808	\$1,900	1/1	\$2.2	863	Jun 2018	123
2605	\$2,300	1/1	\$2.6	878	May 2018	77
2511	\$3,400	2/2	\$2.4	1,397	May 2018	73

Currently Listed

ACTIVE LISTINGS 1/2

Unit	Price	Beds/Baths	\$/Sqft	Sqft	Listing Date	Owner
608	\$675,000	2/2	\$415.1	1626	Dec 2018	N/A
701	\$3,300/mth	2/2	\$2.6	1280	Mar 2019	N/A
703	\$890,000	3/3	\$536.5	1659	Aug 2018	EDUARDO &...
806	\$319,000	1/1	\$369.6	863	May 2019	N/A
810	\$527,000	2/2	\$404.5	1303	Mar 2019	N/A
907	\$2,300/mth	1/2	\$2.6	878	Jan 2019	N/A
908	\$2,250/mth	1/1	\$2.6	863	Oct 2018	N/A
1005	\$2,200/mth	1/1	\$2.5	878	Dec 2018	N/A
1007	\$2,150/mth	1/1	\$2.4	878	Feb 2019	N/A
1009	\$720,000	3/3	\$483.9	1488	Sep 2018	N/A
1009	\$3,800/mth	3/3	N/A	N/A	Mar 2019	N/A
1104	\$799,000	3/3	\$535.2	1493	Jun 2018	TEKNOFOOD...
1109	\$3,800/mth	3/3	\$2.6	1488	Apr 2019	N/A
1210	\$510,000	2/2	\$391.4	1303	Apr 2019	N/A
1404	\$699,000	3/3	\$468.2	1493	Apr 2019	N/A
1704	\$725,000	3/3	\$485.6	1493	Feb 2019	N/A
1708	\$420,000	1/1	\$486.7	863	May 2017	N/A
1810	\$579,000	2/2	\$444.4	1303	Oct 2018	N/A
1901	\$3,400/mth	2/2	\$2.7	1280	Feb 2019	N/A
1906	\$355,000	1/1	\$411.4	863	Nov 2018	N/A

Currently Listed

ACTIVE LISTINGS 2/2

Unit	Price	Beds/Baths	\$/Sqft	Sqft	Listing Date	Owner
1906	\$2,300/mth	1/1	\$2.7	863	Jan 2019	N/A
1907	\$2,150/mth	1/1	\$2.4	878	May 2019	N/A
2009	\$770,000	3/3	\$517.5	1488	Aug 2018	JUDITH ATHI...
2207	\$2,050/mth	1/1	\$2.3	878	Mar 2019	N/A
2210	\$575,000	2/2	\$441.3	1303	Feb 2018	N/A
2405	\$1,950/mth	1/1	\$2.2	878	Jul 2018	N/A
2602	\$3,400/mth	2/2	\$2.7	1280	Mar 2019	N/A
2704	\$820,000	3/3	\$549.2	1493	Feb 2019	N/A
2712	\$3,700/mth	2/2	\$2.6	1397	Nov 2018	N/A
2712	\$639,900	2/2	\$458.1	1397	Nov 2018	N/A
2804	\$780,000	3/3	\$522.4	1493	Apr 2019	N/A
2807	\$2,350/mth	1/1	\$2.7	878	May 2019	N/A
3004	\$899,000	3/3	\$602.1	1493	Jul 2018	NELLY A JOSE...
3008	\$3,650/mth	2/2	\$2.2	1626	Mar 2019	N/A
3312	\$715,000	2/2	\$511.8	1397	Dec 2018	N/A